




I LIKE TO READ®

A PICTURE BOOK SERIES FOR EMERGING READERS


Common Core State Standards



HC: 978-0-8234-2607-2
PB: 978-0-8234-3059-8


Level D

All are available in e-book format.




HC: 978-0-8234-2856-4
PB: 978-0-8234-3180-9

Level C



HC: 978-0-8234-2940-0
PB: 978-0-8234-3299-8

Level C



HC: 978-0-8234-3040-6

Level C

LOOK!

WHAT AM I? WHERE AM I?

CAN YOU SEE ME?

ANIMALS WORK

by **Ted Lewin**

A CALDECOTT HONOR WINNER

GRADES PreK-3

ABOUT THE BOOKS

These I Like to Read® informational books by Ted Lewin are inspired by his travels around the globe and encourage children to observe, enjoy, and appreciate the natural world. In *Look!*, young readers can observe as an elephant eats, giraffes drink, a gorilla hides, and so much more! *What Am I? Where Am I?* provides a fun guessing game while also introducing animals in the five major biomes. In *Can You See Me?* Ted Lewin invites readers to explore animal camouflage in the rain forest with a seek-and-find game. Then the animal world comes full circle in *Animals Work*, which teaches readers about the variety of work animals perform and depicts the give-and-take dynamic of human/animal relationships.

ABOUT THE SERIES

The innovative and award-winning I Like to Read® books are just right for emergent readers. These picture books by renowned and beloved artists have been evaluated and assigned Guided Reading Levels B through F based on the Fountas and Pinnell system and feature short texts, familiar vocabulary, repetition to reinforce learning, and illustrations that are designed to be a part of the learning experience.

SUGGESTED CLASSROOM ACTIVITIES

LITERATURE/LANGUAGE ARTS

Fiction vs. Nonfiction—Call students’ attention to the fact that these books are *nonfiction*, meaning that they contain words and illustrations that convey true and accurate information, or facts, as opposed to *fiction*, which denotes a story that comes from an author’s imagination. Have them look through various other books in the classroom and determine whether each is fiction or nonfiction. Have them explain their decisions. **CCSS K-1.RL.5, K-3.RL.7**

Vocabulary—Students may not be familiar with the words for all of the habitats portrayed in *What Am I? Where Am I?* Make certain that they know what *grassland*, *tundra*, and *desert* denote. Assumingly, they will know *water* and *forest*. Have them look carefully at the illustration for each type of habitat and describe it. **CCSS K-3.RL.4**

Recognizing Verbs—Call students’ attention to the fact that each of the things that the animals and the little boy do in *Animals Work* and *Look!* is a *verb*, or a word that expresses an action. These verbs can be listed on a classroom chart, and students can suggest other verbs to add. Students can write sentences with the new verbs they have added, using the animals in the book or the boy as the subject of their sentences. **CCSS 1.L.1c**

Using Nouns and Adjectives—Both *Animals Work* and *Look!* emphasize verbs, but students can also begin to learn that *nouns* name things and *adjectives* describe nouns, and that the names of all of the animals are nouns. They can pick out the nouns in all four of the books and create their own sentences, each using a noun and a verb. They can also create ongoing lists of nouns and adjectives on a classroom chart. **CCSS 1.L.1b, c, f**

Using Imagination—At the end of *Look!* the boy is reading his own book in the company of his toy animals, and he imagines what real animals are doing. Talk with students about how reading a book excites one’s imagination, and ask them to describe any books they have read or had read to them that have allowed them to imagine interesting things. **CCSS K-3.SL.4**

Jobs—In *Animals Work*, each animal has a job to do that helps humans, and the boy at the end of the book helps his cat. Ask students to describe the chores they do at home in order to help the family. **CCSS K-3.SL.4**

SCIENCE

Research—Students may wish to do research on the animals mentioned in the books. They can search for them in encyclopedias or online resources. Some possible questions to answer include: Where does the animal live? What does the animal eat? What special features does the animal have? (i.e. the giraffe’s neck, the elephant’s trunk, etc.) **CCSS K-3.W.7, 8**

Camouflage—Ask students to look carefully at the illustrations in *Can You See Me?* and to describe the ways that each animal blends into its surroundings. **CCSS K-3.RL.4**

Rain Forest—For *Can You See Me?* explain what a rain forest is and ask students to compare it with the place where they live. How are they the same or different? **CCSS K-3.RL.4**

GEOGRAPHY

Using Maps—A world map at the end of *Animals Work* shows where Ted saw the animals he chose for this book. Use a large classroom world map and have students locate where each animal lives. To extend this, they can also learn the names of the continents. After drawing pictures of the animals, they can affix them to the correct place on the map.

ART

Puppets—Students can make their own puppets of the animals mentioned in the books. (See “Online Resources” below for a link to directions.) They can then create their own stories and present short puppet shows for the class using some of the vocabulary they have learned.

Drawing from Photos—See below for six of the photos that Ted Lewin used to create some of his illustrations: sheep, sheep dog, llamas, goat (*Animals Work*); lion, sea otter (*What Am I? Where Am I?*); and otter (*What Am I? Where Am I?*). Ask students to compare these photos with the artist’s illustrations. How are they the same? How are they different? Have students find photos of animals online or in other books and draw realistic illustrations using these photos as models.

ONLINE RESOURCES

Information on Animals—<http://animals.nationalgeographic.com/animals/> presents access to information on a variety of animals as well as links to news about animals, photos, videos, and conservation tips.

Animal Activities—www.preschoolrainbow.org/animal.htm presents a wealth of suggestions of various activities students can do in the class room that will increase their knowledge and understanding of various animals.

Making Animal Puppets—www.nwt.literacy.ca/resources/famlit/howtokit/puppet/puppet.pdf presents simple directions for creating a variety of different types of puppets, such as stick puppets, sock puppets, finger puppets, and more.

Camouflage—*Can You See Me?* www.pbs.org/parents/catinthehat/activity_exploring_animal_camouflage.html presents a wealth of activities related to how animals’ protective coloration helps them to survive in the wild.

Tropical Rain Forest Animals—<http://environment.nationalgeographic.com/environment/photos/rainforest-tropical-wildlife.html> presents a photo gallery of many other animals that live in tropical rain forests.

Animal Habitats—http://wwf.panda.org/about_our_earth/ecoregions/about/habitat_types/habitats/ presents detailed descriptions and photos of various animal habitats throughout the world.

Classroom activities prepared by Sandy Schuckett, school library consultant.



ABOUT THE AUTHOR/ILLUSTRATOR

Ted Lewin is an author and illustrator of more than fifty books for children. He and his wife, author-illustrator Betsy Lewin, have traveled the globe photographing beautiful and majestic animals. Ted uses these photos as models for his paintings of the natural world. For more information about Ted Lewin and his books, visit his website at www.tedlewin.com.

PHOTOS FROM TED LEWIN'S PERSONAL COLLECTION

Used by permission.

LOOK! AN I LIKE TO READ® BOOK



Gorilla baby in the sunlight next to giant gorilla (Bwindi Impenetrable Forest, Uganda)



Two light brown vervet monkeys on a tree branch (Botswana)

Hippos in the water (Botswana)





WHAT AM I? WHERE AM I? AN I LIKE TO READ® BOOK



Male African lion (Botswana)

CAN YOU SEE ME? AN I LIKE TO READ® BOOK



River otter (Costa Rica)

ANIMALS WORK: AN I LIKE TO READ® BOOK



Jacob's sheep and a border collie at Green Chimneys Farm and School (Brewster, NY)



Llamas at Green Chimneys Farm and School (Brewster, NY)



Domestic goat and rabbit at Green Chimneys Farm and School (Brewster, NY)

All photos copyright © Ted Lewin. Used by permission.